

# Povídej mi

## Lekce 2



# U dědečka na farmě

Jéna a Éma si mohli vrát k dědečkovi na návštěvu  
kamarády - Dádu a Páju.

Společně navštívili celou farmu a její zvířátka.



To je Éma.



To je Pája.



To je Jéna.



To je Dáda


## Jedeme k dědečkovi na farmu




Hurá už jsme na farmě.  
Povídej co vidíš na obrázcích.



Jak dělá ...?



kokodák




bé


haf



mé




mňau




chro chro



íhahá




íá íá




kykyryký



ga ga



bů



## Kdo to dělá?







Rodič říká jak dělá zvíře a dítě ukazuje, který zvuk kterému zvířeti patří.  
Haf, chro chro, íhahá, kokodák, bé, kvák, kač kač, gaga, mňau.




Najdi mamince její mládě, spoj ho s ní  
a řekni jak dělá.



# Hledej cestu.



# Co dělá ...?



*Co dělá kohout?*

Kohout kokrhá.

*Co dělá pes?*

Pes štěká.

*Co dělá prase?*

Prase chrochtá.

*Co dělá kočka?*

Kočka mňouká.

*Co dělá slepice?*

Slepice kvoká.

*Co dělá kůň?*

Kůň řehtá.

*Co dělá ovce?*

Ovce bečí.

*Co dělá kráva?*

Kráva bučí.

*Co dělá osel?*





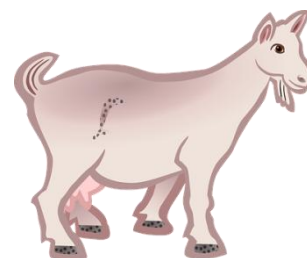


Osel hýká.

*Co dělá koza?*

Koza mečí.







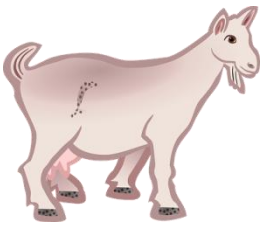



*Co dělá husa?*

Husa kejhá.






Najdi každému ten správný slín  
a řekni co zvíře dělá.







To je pes.




To je kočka.




To je kráva.




To je husa.




To je prase.



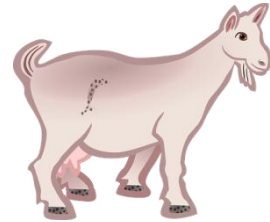
To je slepice.



To je ovce.




To je králík.



To je koza.



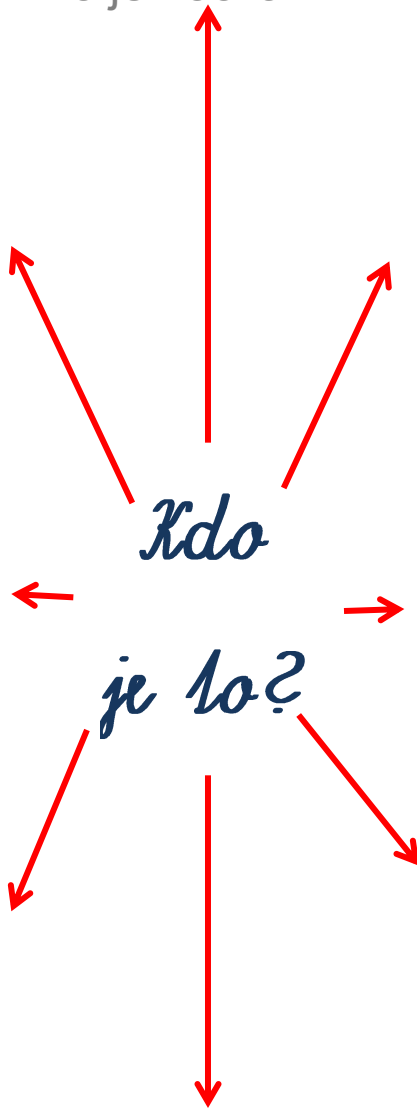
To je kohout.



To je osel.



To je kůň.



Najdi 5 rozdílů.







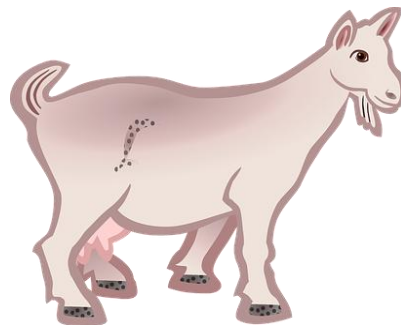


Řekni jaká zvířátka jsou na obrázku.



VELKÁ x MALÁ











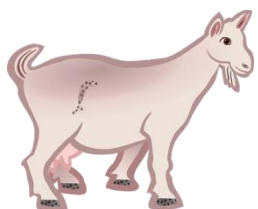
VELKÝ x MALÝ

VELKÉ x MALÉ






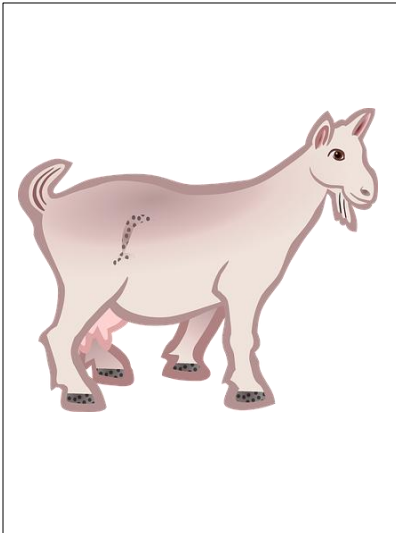





Ukazujeme a opakujeme věty:  
To je velká ovce.  
To je malá ovce.


Který slín je odlišný a nemůže patřit ke včoru?




Výřezky názvy zvířat – vybarvi tolik teček, kolik má slovo slabik.



# Kdo to je?



To je ...



Nakresli velkou kočku a malou kočku.:




Najdi 5 rozdílů.





# Odpovídej!

Je to prase?



Je to koza?



Ano, to je koza.

Ne, to není koza.  
To je pes.


Je to kočka?




Je to kůň?




Je to pes?



Je to slepice?




Je to kůsa?



Je to králik?



Je to ovce?



*U babičky a dědečka na farmě je toho k vidění. Povídej  
co vidíš?*



Traktor, vozík, louka, pole,  
záhon, strašák (panák),  
plot, stodola, sláma.

Věty:  
Traktor jezdí na pole.  
Okolo záhonu je plot.  
Ve stodole je sláma.  
atd.

Popiš co vidíš na obrázku



Který panák je ten v pole?



Kdo to je? Říkej a ukazuj prstem na kolečka.


Kolečka symbolizují slabiky.



# KLUCI SI POVÍDAJÍ. POMOZ JÉNOVI SPRÁVNĚ ODPOVĚDĚT.



Kdo je to?



To je husa.



Kdo je to?



To je kráva.




Kdo je to?



To je kohout.



Kdo je to?



To je oslík




Kdo je to?



To je slepice.



Kdo je to?



To je králík.



# HOLKY SI POVÍDAJÍ. POMOZ EMĚ SPRÁVNĚ ODPOVĚDĚT.



Je to kráva?



Ne, to není kráva. To je koza




Je to ovce?



Ne, to není ovce. To je prase.



Je to koza?



Ne, to není koza. To je kůň.



Je to pes?



Ne, to není pes. To je ovce



Je to kočka?



Ne, to není kočka. To je pes.








Je to husa?



Ne, to není husa. To je kočka.



Najdi detail a spoj ho s  
obrázkem.



Jaká zvířata jsou na obrázku?

# PES



*popiš psa*




# KOČKA




*popiš kočku*

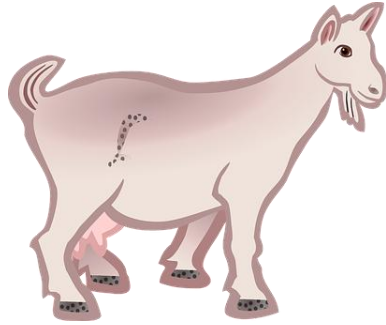
# KARTIČKY DO TAŠTIČKY

K PRACOVNÍMU SEŠITU POVÍDEJ MI 2







LOGOŠÍK   
výukové materiály




LOGOŠÍK   
výukové materiály



LOGOŠÍK   
výukové materiály




LOGOŠÍK   
výukové materiály




LOGOŠÍK   
výukové materiály




LOGOŠÍK   
výukové materiály



LOGOŠÍK  
výchovné materiály




LOGOŠÍK  
výchovné materiály



LOGOŠÍK  
výchovné materiály



LOGOŠÍK  
výchovné materiály



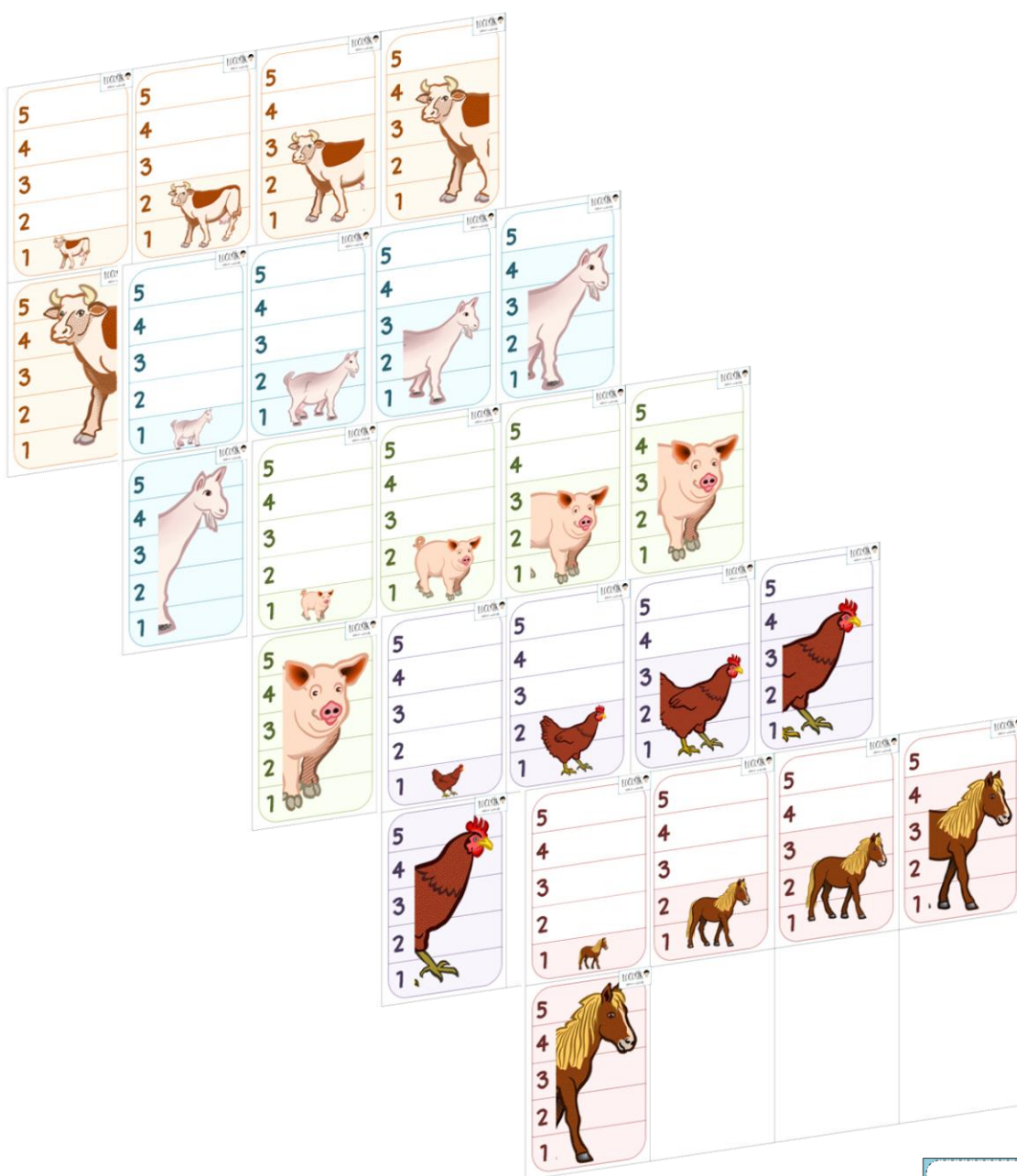
LOGOŠÍK  
výchovné materiály




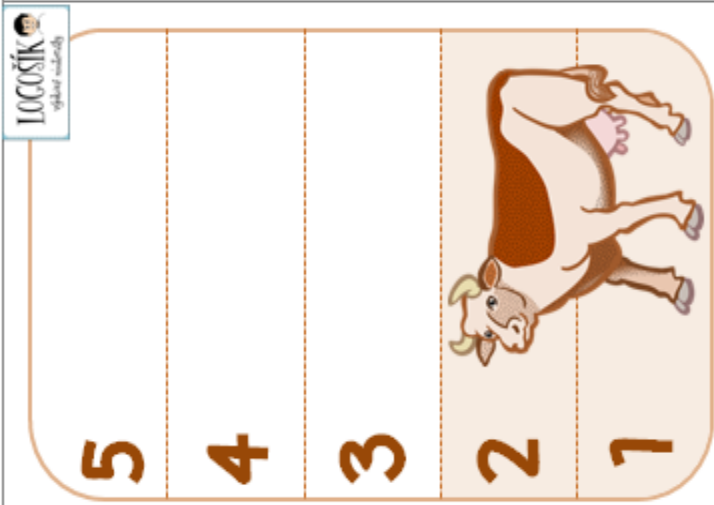





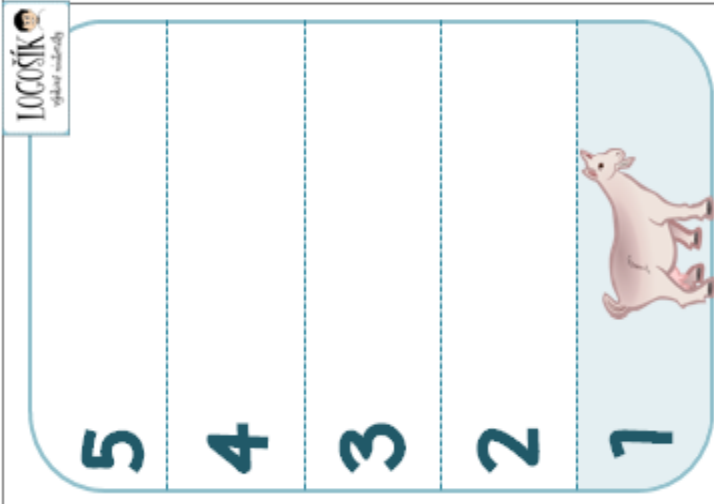
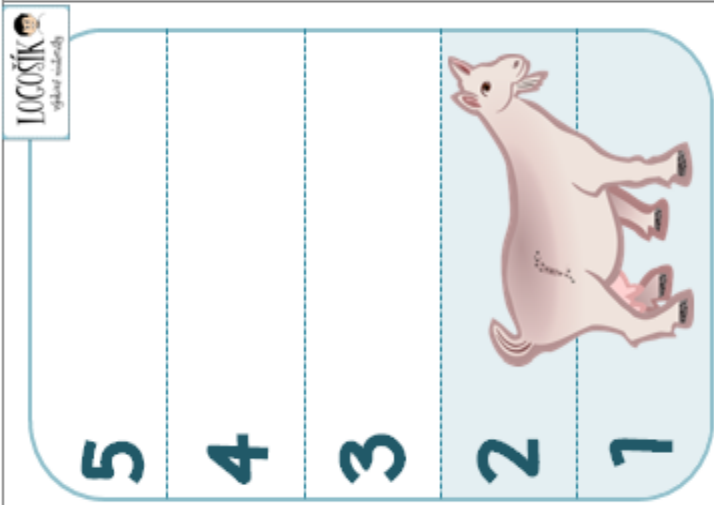
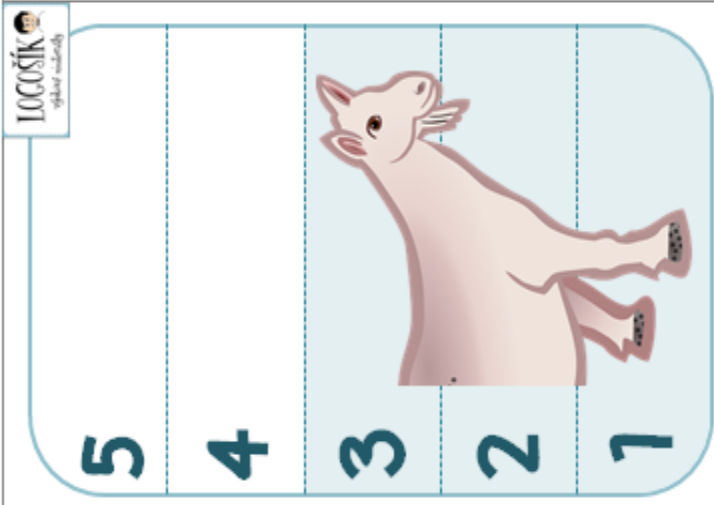
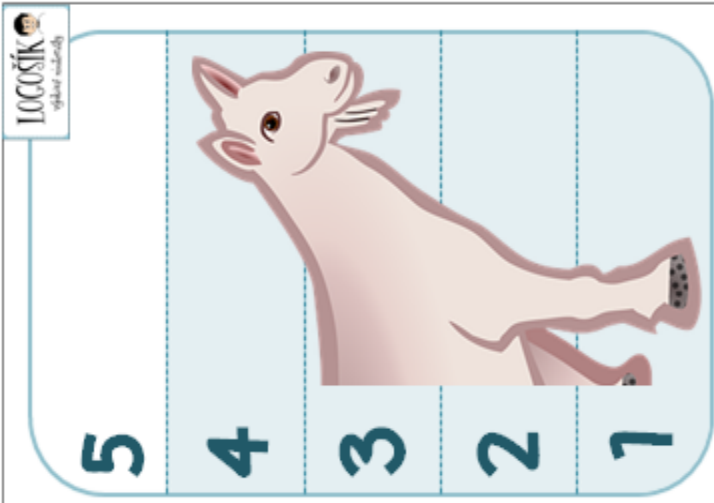
LOGOŠÍK  
výchovné materiály

# VĚTŠÍ BERE

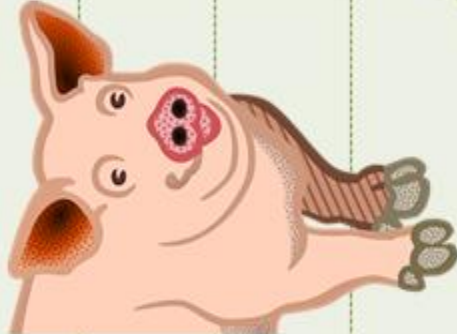
K PRACOVNÍMU SEŠITU povídej mi 2








LOGOŠIK  
vzdelávající  
hry pro děti




5 4 3 2 1

LOGOŠIK  
vzdelávající  
hry pro děti




5 4 3 2 1

LOGOŠIK  
vzdelávající  
hry pro děti



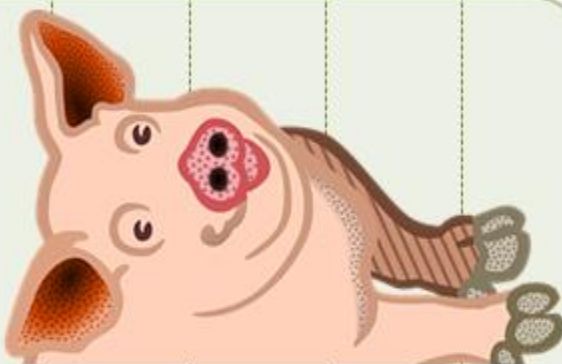
5 4 3 2 1

LOGOŠIK  
vzdelávající  
hry pro děti




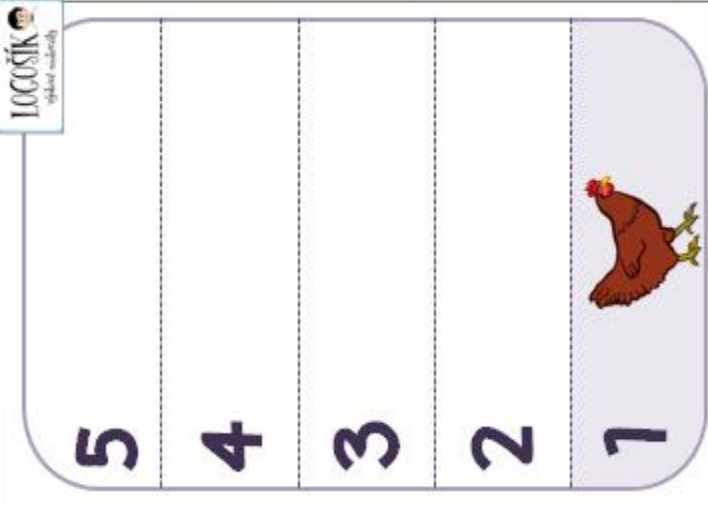



5 4 3 2 1

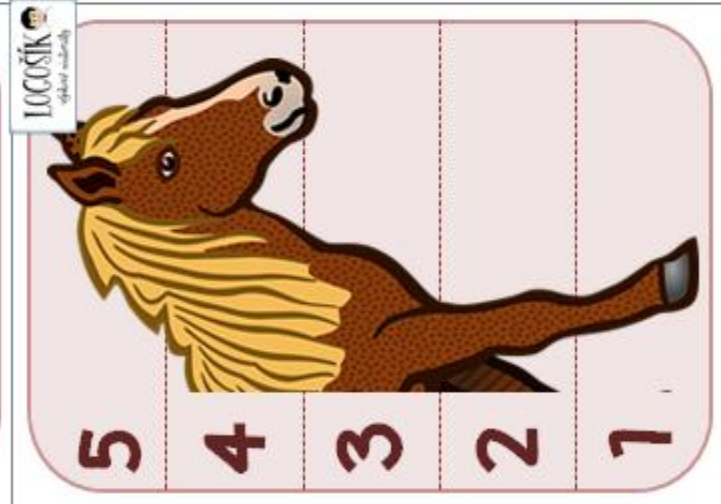
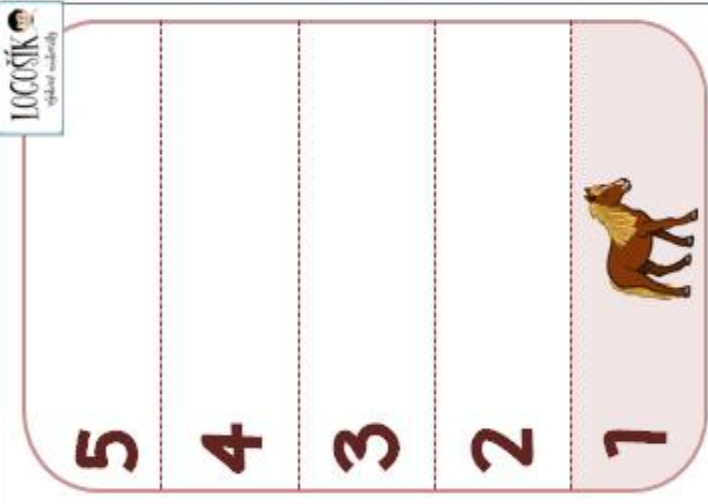
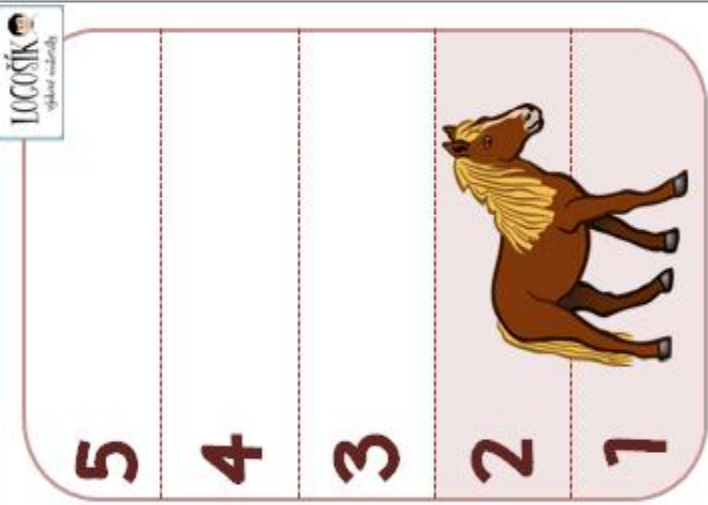
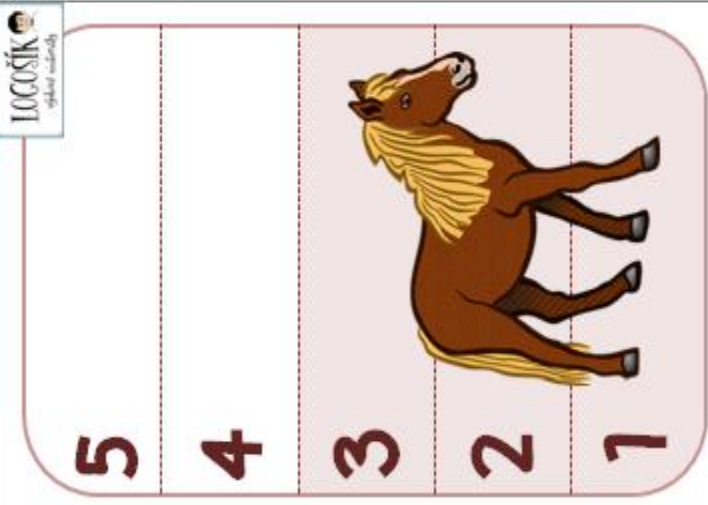
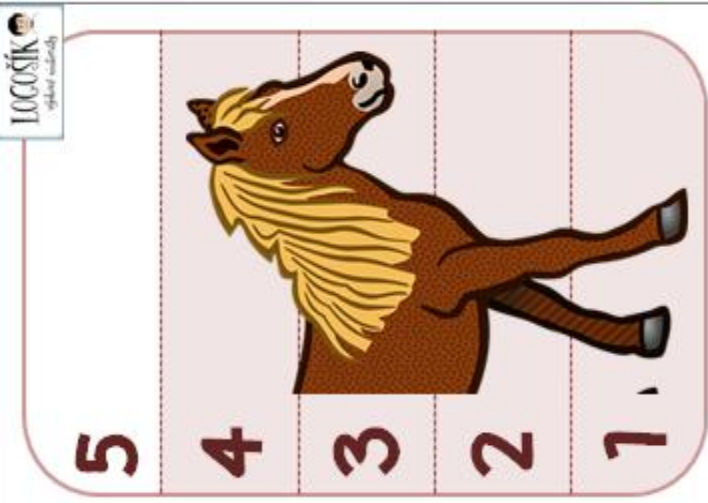
LOGOŠIK  
vzdelávající  
hry pro děti



5 4 3 2 1











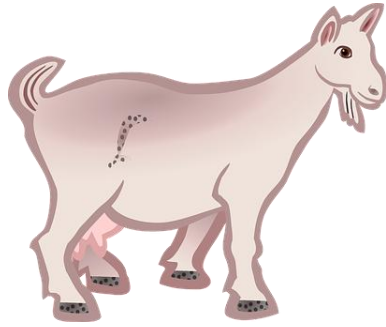






















# PEXESA











K pracovnímu sešitu kdo je to?










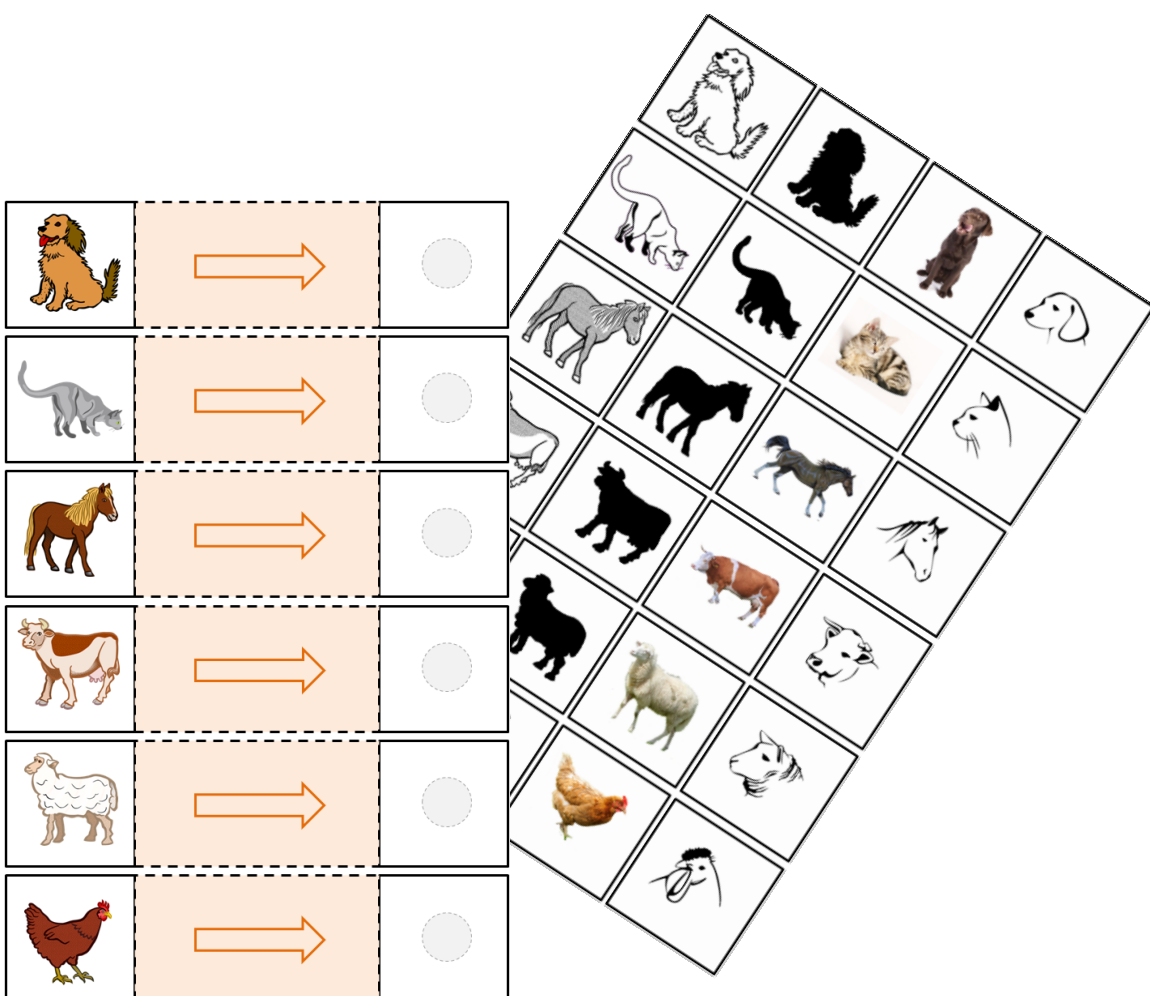



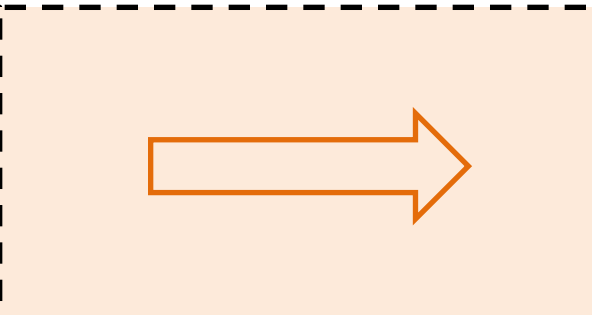


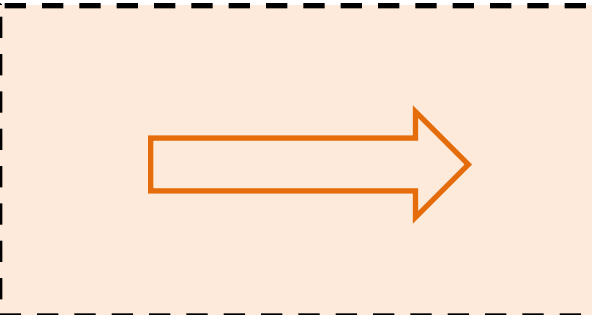


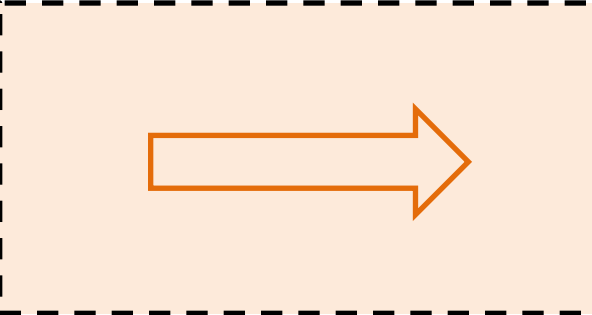


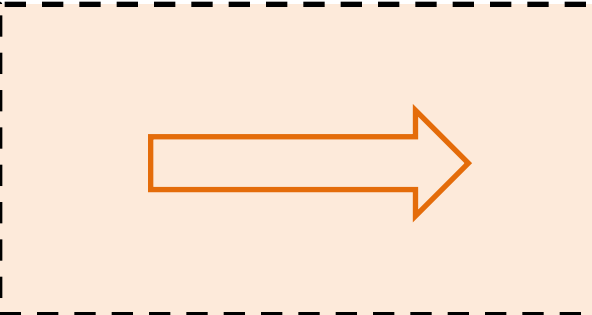


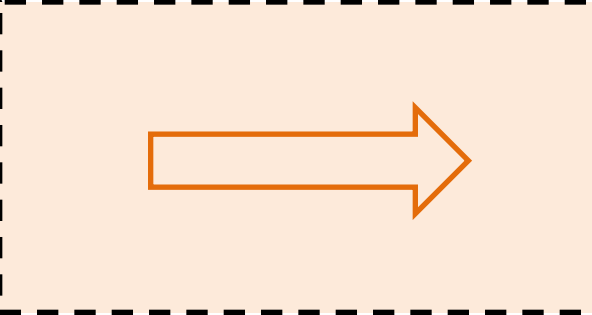

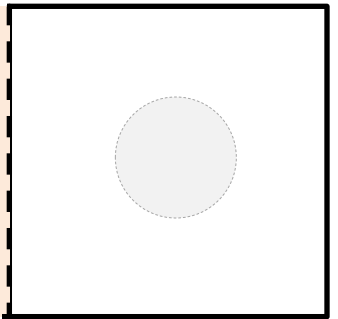
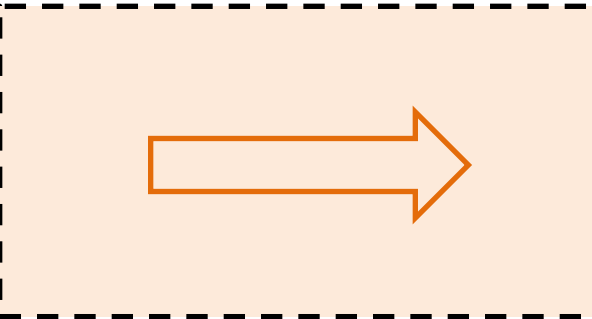



























# STRUKTUROVANÉ ÚKOLY

k pracovnímu sešitu na farmě?









Created by Freepik

Created by Brgfx - Freepik.com

Created by Ddraw - Freepik.com

Mgr. Věra Gošová

Branislavova 1415

26601 Beroun

604547961

[www.logosik.cz](http://www.logosik.cz)

